

A1-Bahen

KG 1



Connect Plus



First Term



AL BAHER

Connect Plus

KG



First Term

Index

Welcome		(3)
Hello!		(30)
Who am I?	Unit (1) This is me!	(35)
	Unit (2) In my classroom	(63)
The world around me	Unit (3) Our animals	(93)
	Unit (4) Our world	(118)
Story	The Boys and the Frogs	(148)
Final Revision	General Revision	(163)
	Workbook Answer	(174)

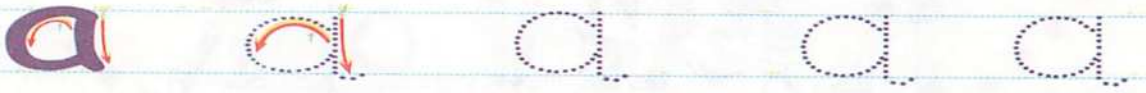
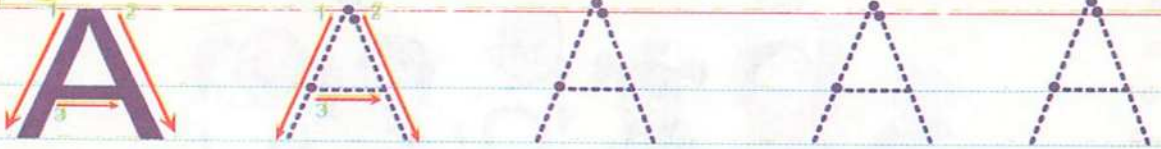
WELCOME BACK TO



Welcome



1 Trace:



2 Look and color:



3 Circle the letter "A/a":



Apple



ant



Arm


4 Copy:



Welcome



1 Trace:



2 Look and color:



3 Circle the letter "B / b":



Ball

book


Boy

4 Copy:

B

b

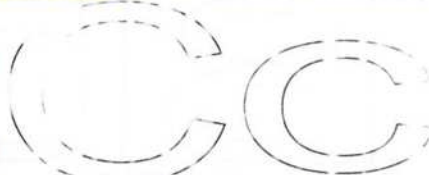
Welcome



1 Trace:



2 Look and color:



3 Circle the letter "C / c":



Cat



car



Cap



4 Copy:



d

D

1 Copy:



Doll

door

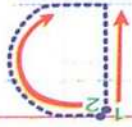

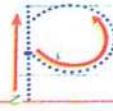
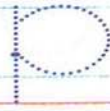

Dog




3 Circle the letter "D/d":



2 Look and color:




Trace:





Welcome

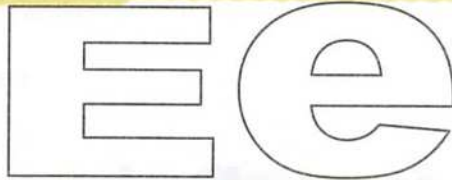
Welcome



1 Trace:




2 Look and color:



3 Circle the letter "E/e":



Eye



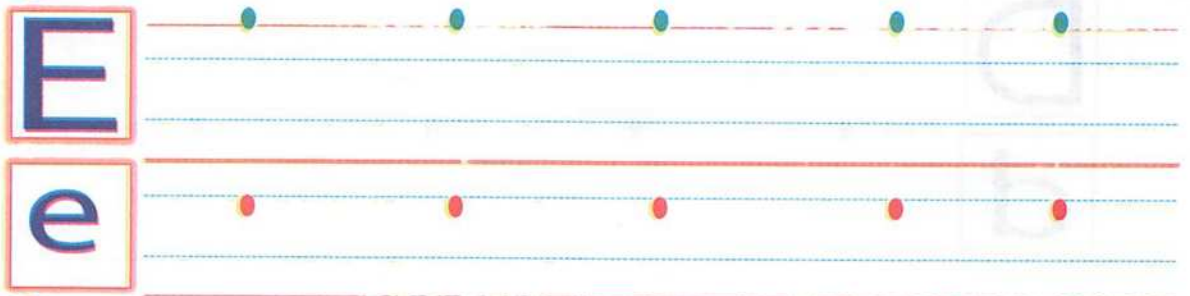
egg



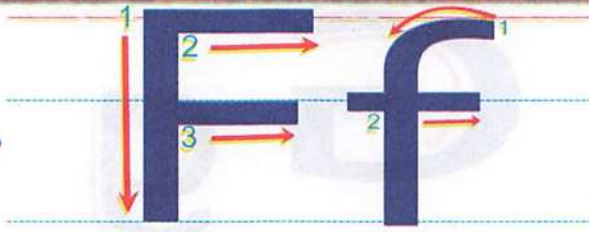
Ear




4 Copy:




Welcome



1 Trace:



2 Look and color:



3 Circle the letter "F / f":



Fish



frog



Fan



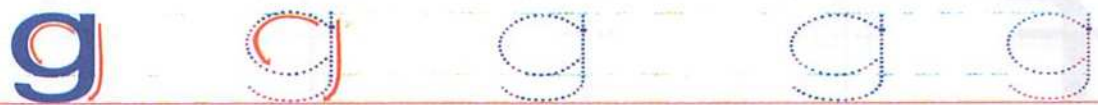
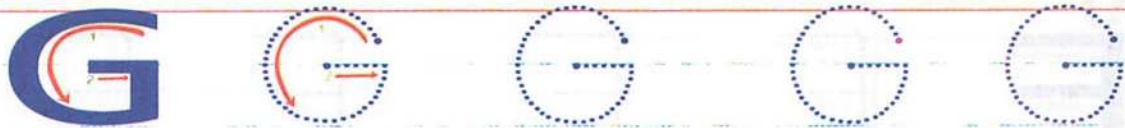
4 Copy:



Welcome



1 Trace:



2 Look and color:



3 Circle the letter "G/g":



Goat


girl

Gate

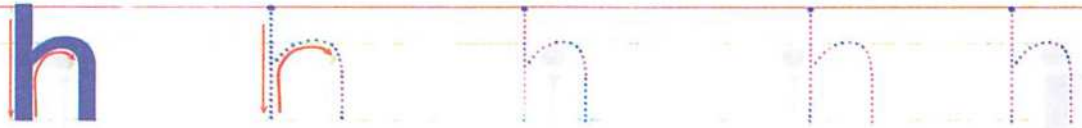
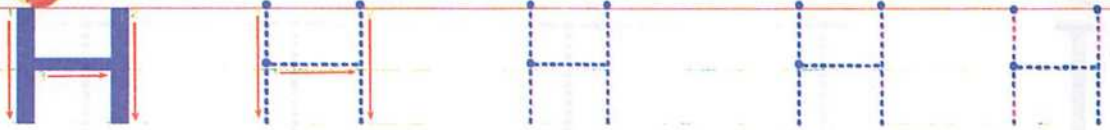
4 Copy:



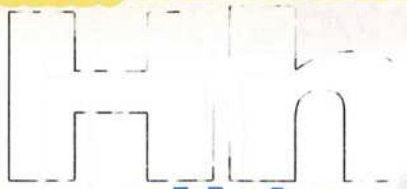
Welcome



1 Trace:



2 Look and color:



3 Circle the letter "H/h":



Hat




hair




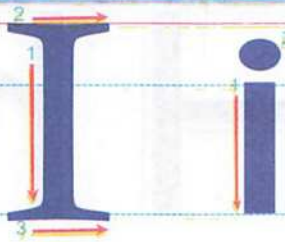
Hen





4 Copy:



Welcome



1 Trace:



2 Look and color:



3 Circle the letter "I / i":



Ink



insect




Ice



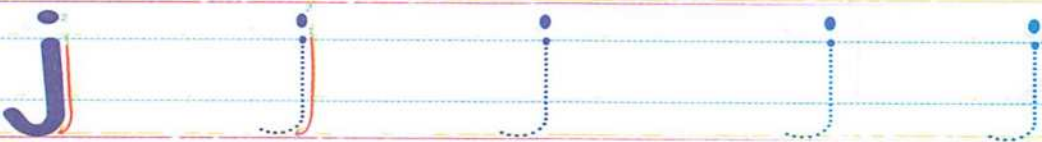

4 Copy:



Welcome



1 Trace:



2 Look and color:



3 Circle the letter "J / j":



Jam

jacket

Jump

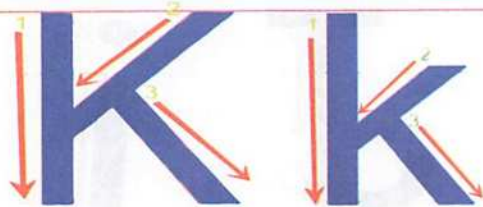


4 Copy:

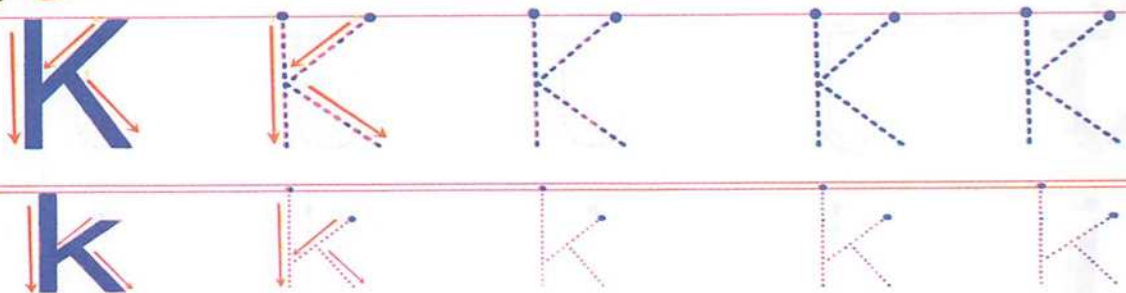
J

j

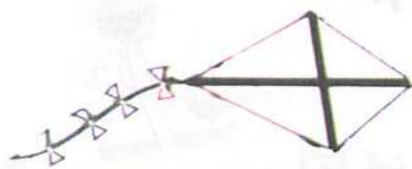

Welcome



1 Trace:



2 Look and color:



3 Circle the letter "K/k":



Key



kite




King





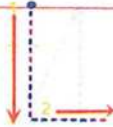
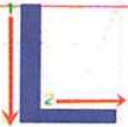
4 Copy:





Welcome




1 Trace:



2 Look and color:



3 Circle the letter "L / l":



lemon

lion


Line



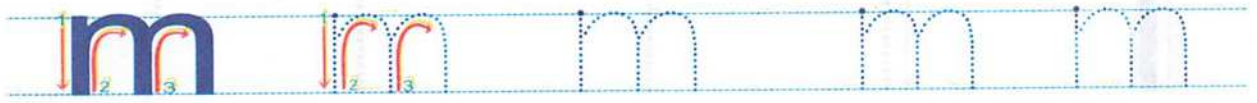
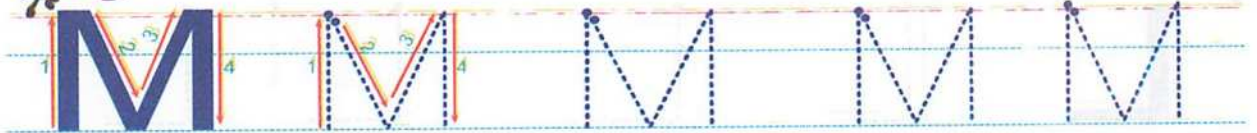
4 Copy:




Welcome



1 Trace:



2 Look and color:



3 Circle the letter "M/m":



Moon





man


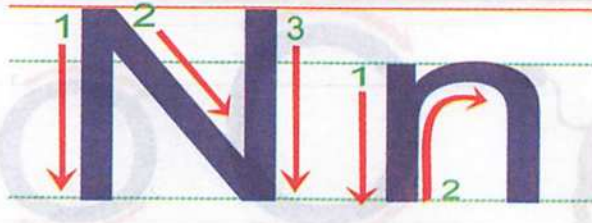



Monkey


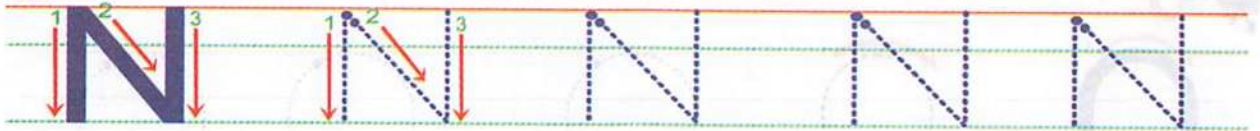
4 Copy:




Welcome




1 Trace:



2 Look and color:



3 Circle the letter "N/n":



Nut

nose


Nest

4 Copy:

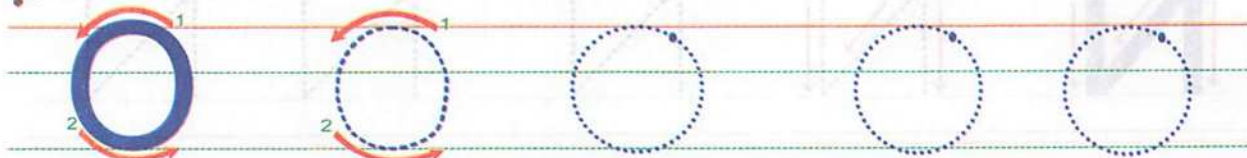
N

n

Welcome



1 Trace:



2 Look and color:



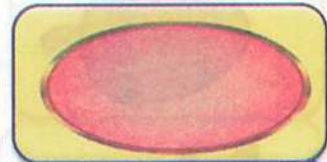
3 Circle the letter "O / o":



Ox





orange




Oval




4 Copy:




Welcome



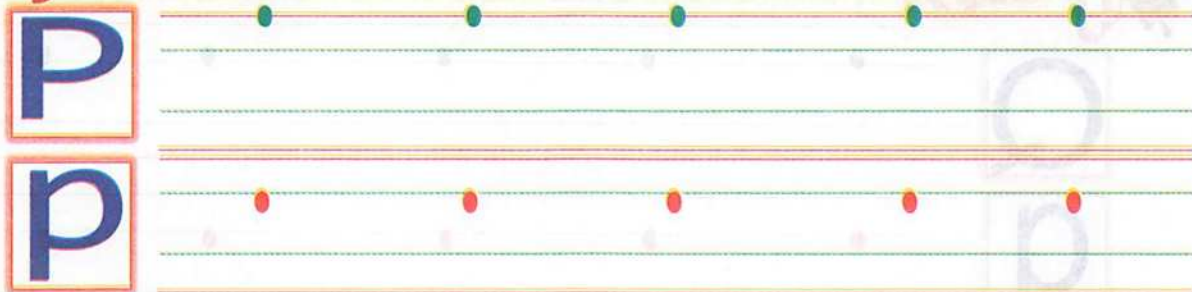
1 Trace:




2 Look and color:



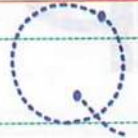
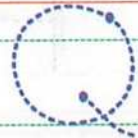
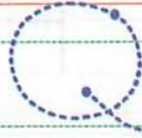
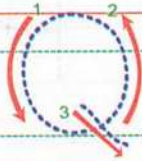
4 Copy:



Welcome



1 Trace:



2 Look and color:



3 Circle the letter "Q/q":



Queen




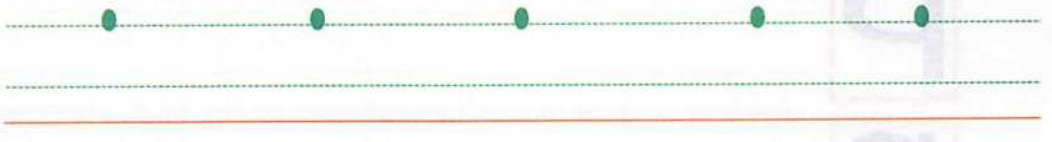
quiet




Quilt



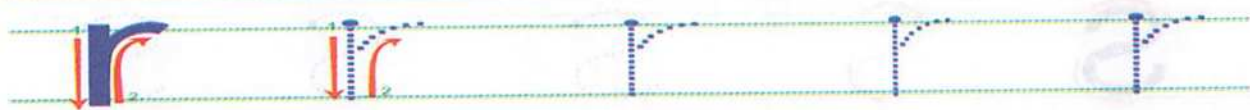
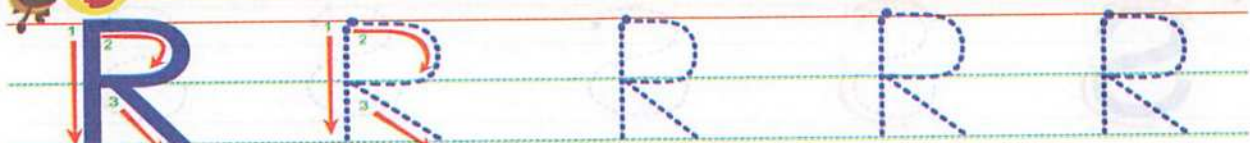
4 Copy:



Welcome



1 Trace:



2 Look and color:



3 Circle the letter "R/r":



Rabbit

ring

Rat

4 Copy:

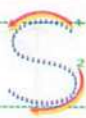
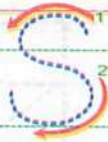
R

r

Welcome



1 Trace:



2 Look and color:



3 Circle the letter "S/s":



Sun



star



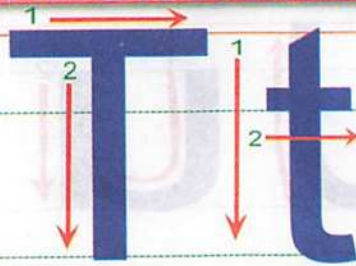
Sing




4 Copy:



Welcome



1 Trace:



2 Look and color:



3 Circle the letter "T/t":



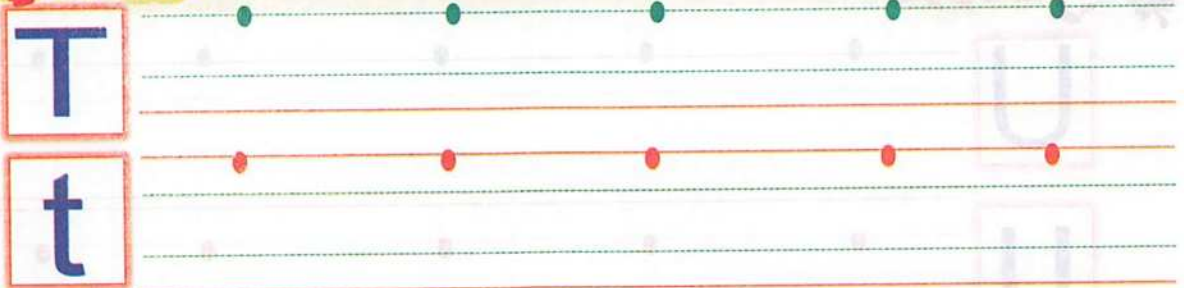
Tree

ten

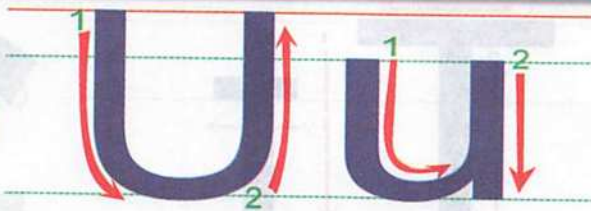
Tent



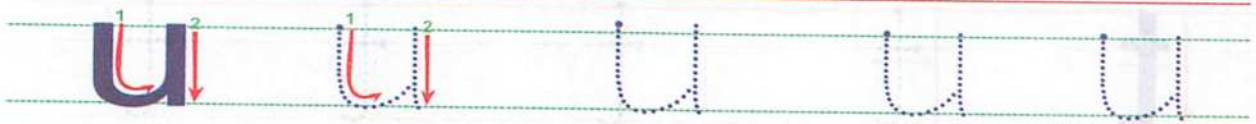
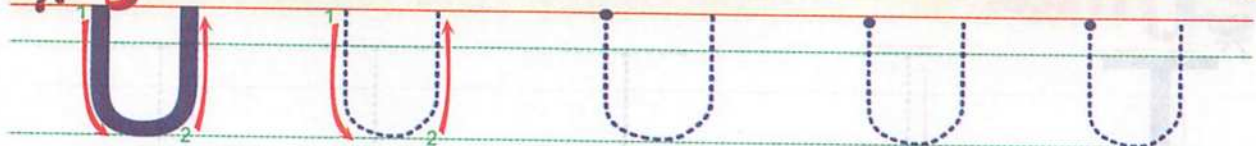
4 Copy:



Welcome



1 Trace:



2 Look and color:



3 Circle the letter "U / u":



Umbrella

up

Under



4 Copy:



V



V



Copy:



Van

vase

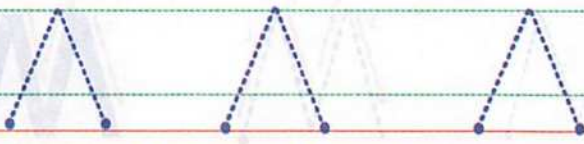
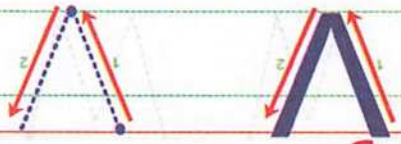
Vet



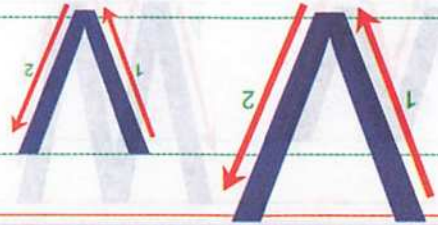

Circle the letter "V/v":



Look and color:

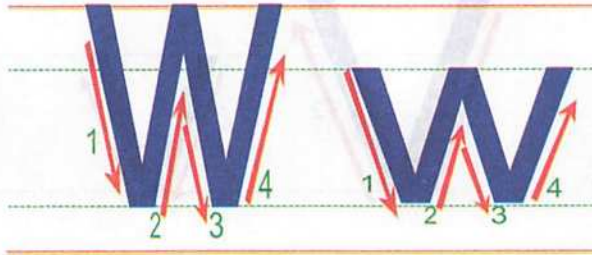


Trace:


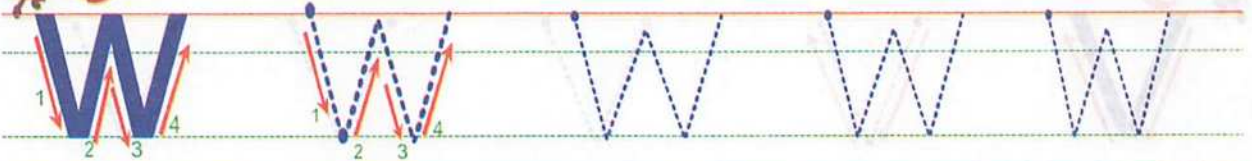


Welcome

Welcome



1 Trace:



2 Look and color:




3 Circle the letter "W/w":



Watch



wolf



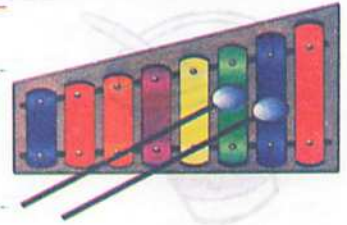
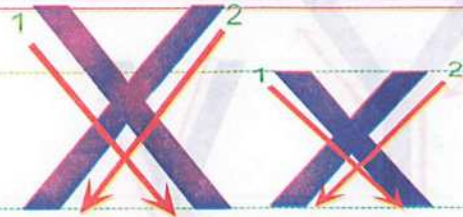
Web

4 Copy:

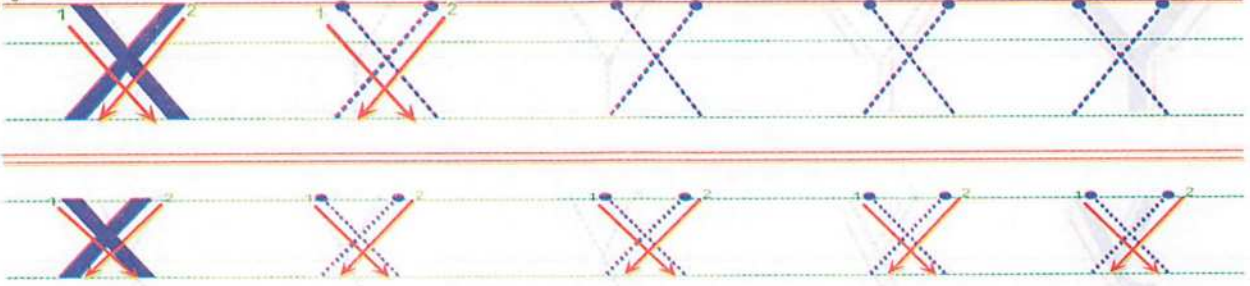
W

W

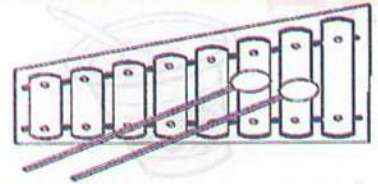
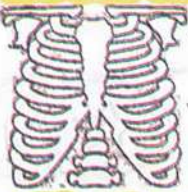
Welcome




1 Trace:



2 Look and color:



3 Circle the letter "X/x":



X-ray

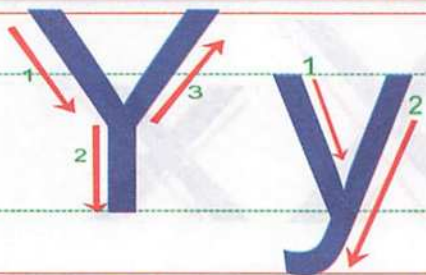
xylophone



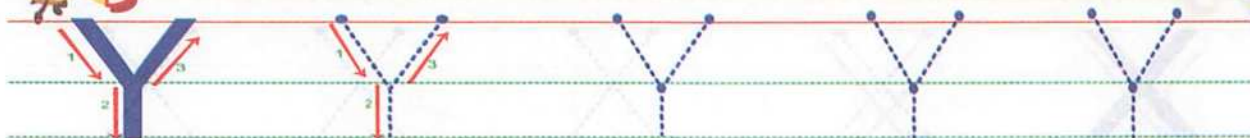
4 Copy:



Welcome



1 Trace:



2 Look and color:



3 Circle the letter "Y / y ":



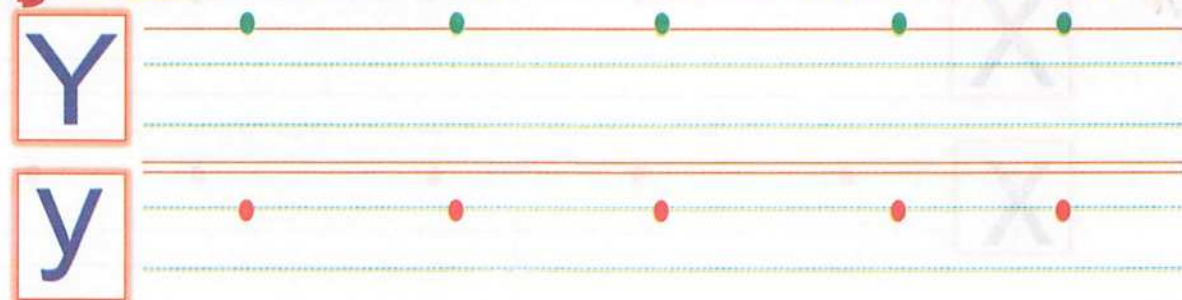
Yoyo

yogurt


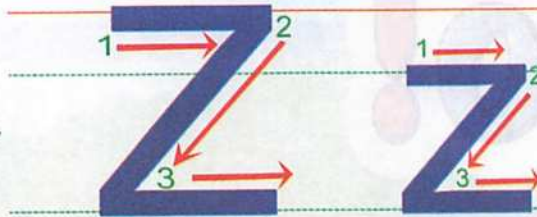
Yellow



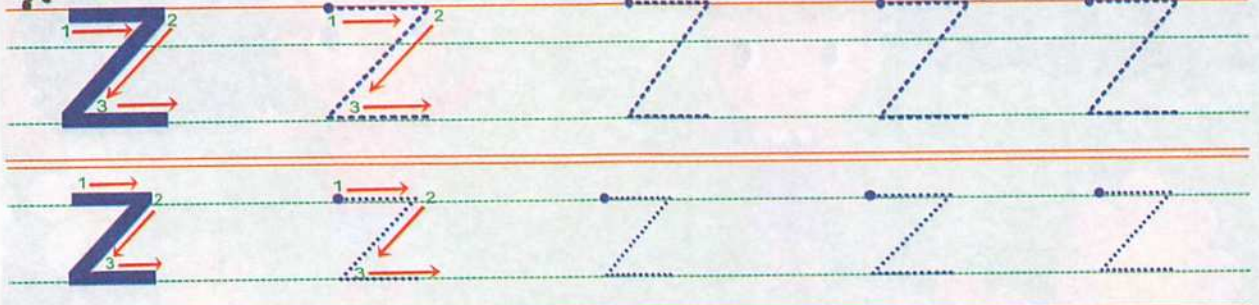
4 Copy:



Welcome



1 Trace:



2 Look and color:



3 Circle the letter "Z/z":



Zoo




zebra



Zipper

4 Copy:



Hello!



Scope and Sequence: المحتوى والتسلسل

Vocabulary	المفردات اللغوية	Adam, Busy Bee, Dina; Hello, Bye
Language	اللغة	👉 What's your name? - I'm (Busy Bee).
Life Skills	المهارات الحياتية	- Communication: Self-expression
Values	القيم	- Participation


Hello!

Hello! P. (ii - iii)



Busy Bee

النحلة النشيطة



Adam

أدم



Dina

دينا



Hello

أهلاً



Bye

مع السلامة



Write



Busy Bee Adam Dina

Busy Bee Adam Dina

Who am I?

Hello



Hello

Bye

Hello

Bye

Study the following

Hello!



Bye!

What's your name?

I'm Dina.

Hello!

Bye!



Hello!

Activities



Match:



1) Dina



2) Adam



3) Busy Bee



4) Hello



Look and match:

1) I'm Dina.

2) I'm Adam.

3) I'm Busy Bee.



Who am I?



Look at the picture(s) then tick (✓):



a) I'm Dina.

b) I'm Adam.



a) I'm Busy Bee.

b) I'm Adam.



a) Hello!

b) Bye!

Color



Who am I?





Scope and Sequence: المحتوى والتسلسل

Vocabulary	المفردات اللغوية	mommy, daddy, brother, sister; eye, ear, mouth, nose, hair, arm, leg, hand, foot; one, two; red, blue, yellow, green, orange, brown.
Language	اللغة	- This is my (mommy). - I have 2 (ear)s.
Phonics	الصوتيات	- It's (yellow). - I like
Life Skills	المهارات الحياتية	h / H : Hello, hair, Hana, hand b / B : Bye, blue, Busy Bee, brown
Values	القيم	- Participation - Problem solving
Issues and challenges	القضايا والتحديات	- Respect of diversity - Tolerance and acceptance of others
Integrated cross-curriculum topics	التكامل عبر موضوعات المنهج	- Non-discrimination issues - Science: The senses; Body parts - Art: Colors; A monster family

Unit (1) This is me!

Part (1) P. (2 - 4)



mommy

أم



daddy

أب



brother

أخ



sister

أخت



Write



mommy

mommy



daddy

daddy

Who am I?

brother



sister



brother

sister

Study the following



This is my mommy.



This is my daddy.



Unit (1) This is me!

Activities



Match:



1) mommy



2) daddy



3) brother



4) sister



Look at the picture(s) then tick (✓):



a) mommy

b) daddy



a) brother

b) sister



a) daddy

b) brother

Who am I?



3

Look and circle the first letter:

1  **d**
m

2  **n**
m

3  **s**
c

4  **b**
d



4

Look at the picture(s) then tick (✓):



a) This is my mommy.

b) This is my daddy.



a) This is my brother.

b) This is my sister.



a) This is my mommy.

b) This is my brother.

Unit (1) This is me!

Part (2) P. (5 - 9)



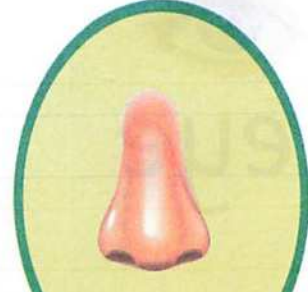
eye

عين



ear

أذن




nose

أنف



hair

شعر



mouth

فم



arm

ذراع



hand

يد



leg

ساق



foot

قدم

Who am I?



Write



eye

eye



ear

ear



nose

nose



hair

hair



mouth

mouth



arm

arm

Unit (1) This is me!



hand



leg



foot

hand

leg

foot

Study the following



This is my **mouth**.

I have **one nose**.



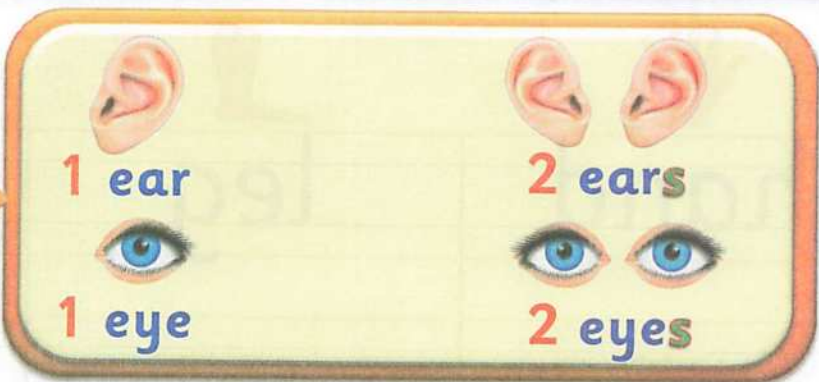
I have **two ears**.



I have **two eyes**.



Who am I?



Study the following



I have **blue** eyes. 




I have **brown** eyes.



I have **green** eyes. 

My senses



Unit (1) This is me!



I **smell** with my **nose**.



I **see** with my **eyes**.



I **hear** with my **ears**.



I **taste** with my **mouth**.



I **touch** with my **hand**.

Who am I?

Activities



1 Match:



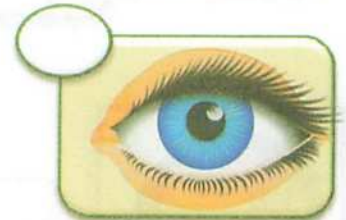
1) eye




2) ear

3) nose

4) hair



2 Look at the picture(s) then tick (✓):



a) mouth

b) arm



a) foot

b) eye



a) hand

b) leg



a) eye

b) ear

Unit (1) This is me!



3 Match:



4 Look at the picture(s) then tick (✓):



a) I smell with my nose.

b) I see with my eyes.



a) I hear with my ears.

b) I taste with my mouth.



a) I see with my eyes.

b) I touch with my hand.

Who am I?

Part (3) P. (10/11)

Phonics

bB

Bye! إلى اللقاء



Busy Bee النحلة النشيطة



blue أزرق



brown بني



bag حقيبة



hH

Hello! أهلاً



Hana هنا



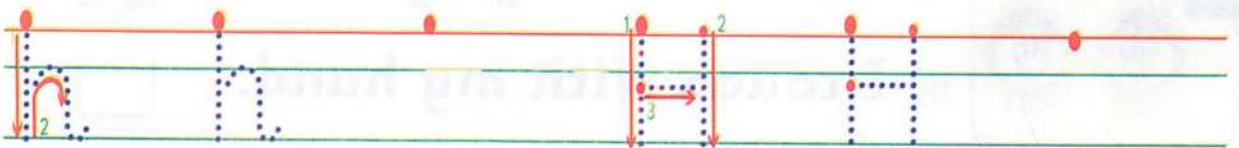
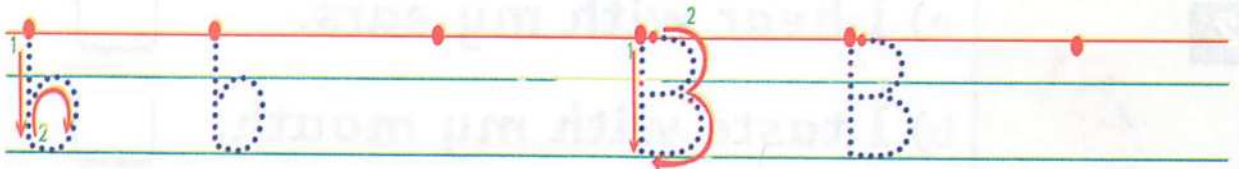
hair شعر



hand يد



Trace and copy: (SB P. 11)



Unit (1) This is me!

Activities



Match:



1) Bye!



2) Hana



3) bag



4) hair



Match:



1) Hello!



2) hair



3) bag



4) Bye!



Listen and circle the letter (b):



bag



brown



black

Who am I?



4 Listen and circle the letter (h):



hair



hand



Hana



5 Listen, look and complete with (b - h):



.....lue



.....air



.....ello



.....ye



.....and



...usy ...ee

Unit (1) This is me!

Part (4) P. (12 - 13)



red

أحمر



blue

أزرق



yellow

أصفر



green

أخضر



orange

برتقالي



brown

بني



Who am I?



Write



red



blue



yellow

red

blue

yellow



green



orange



brown

green

orange

brown

Study the following

What **color** is it?

It is **red**.



What **color** is it?

It is **yellow**.



I like **orange**.



I like **blue**.



Who am I?

Activities



Match:



1) red



2) blue



3) yellow



4) green



Look at the picture(s) then tick (✓):



a) brown

b) orange



a) red

b) blue



a) green

b) yellow



a) blue

b) orange

Unit (1) This is me!



3 Look and circle the first letter:



4 Look at the picture(s) then tick (✓):



a) I like blue.

b) I like yellow.



a) It's red.

b) It's brown.



a) It's yellow.

b) It's green.

Who am I?

Part (5) P. (14 - 19)



balloon

بالونة



paint

طلاء (دهان)



family

أسرة



storytime



(SB P. 14/17)

A new color



1



Adam

: This is my **balloon**. It's for Mommy.

Dina

: And this is my **balloon**. It's for Daddy.



Unit (1) This is me



2



Adam : My **balloon** is **yellow**. I like **yellow**.

Dina : I like my **balloon**, too. It's **red**.



3



Adam : Oh no! The **yellow paint**!

Dina : Oh no! The **red paint**!



What **color** is the **paint**?



4



Dina : This is for you **Daddy**.

Adam : This is for you **Mommy**.

Daddy : I like my **balloon**. It's **orange**.

Mammy : I like my **balloon**. It's **orange**, too!



Who am I?

Study the following

1)



red + yellow = orange.

Red and yellow make orange

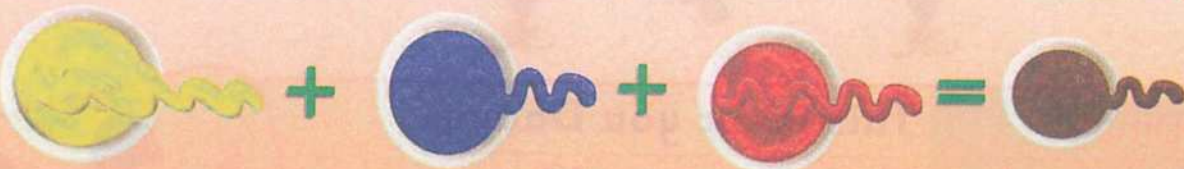
2)



blue + yellow = green.

Blue and yellow make

3)



yellow + blue + red = brown

Yellow, blue and Red make

Unit (1) This is me

Activities



Match:



1) balloon



2) paint



3) mommy



4) Daddy



Look at the picture(s) then tick (✓):



a) The yellow paint.

b) The red paint.



a) This is for you Daddy.

b) This is for you Mommy.




a) It's orange.

b) It's brown.



a) My balloon is red.

b) My balloon is blue.



Vocabulary

Review Unit (1)

Review On Unit (1)

Phonics

bB



Bye

إلى اللقاء



bag

حقيبة



Busy Bee

النحلة النشيطة



blue

أزرق



brown

بني

hH

Hello



Hello

أهلاً



Hana

هنا



hair

شعر



hand

يد

Language Focus



This is my mommy.



I have 2 ears.



General Activities On Unit (1)

General Activities On Unit (1)


1 Match:



1) balloon



2) brown



3) hand



4) sister

2 Look and write:

(hand – bag – hair – blue)




3 Find and circle:


1) daddy



2) eye



3) red




4) hair



Unit 2

In my classroom



Scope and Sequence: المحتوى والتسلسل

Vocabulary	المفردات اللغوية	pencil, pen, eraser, sharpener, board, chair, table, playground; numbers 1-10; circle, triangle, square, rectangle; teacher, librarian, nurse.
Language	اللغة	This is a (pen). This is an (eraser). How many are there? - There are (ten). It's a (circle).
Phonics	الصوتيات	m / M : mouth, Maha, classroom n / N : nose, nurse, pen, Nour
Life skills	المهارات الحياتية	- Communication - Problem solving - Creative thinking
Values	القيم	Collaboration Independence
Issues and challenges	القضايا والتحديات	Loyalty and belonging
Integrated cross curriculum topics	التكامل عبر موضوعات المنهج	- Social science: People who help us. - Math: Shapes - Art: Make a shape picture.

Unit (2) In my classroom

Part (1) P. (20 - 22)




pen

قلم جاف



pencil

قلم رصاص



eraser

ممحاة (أستيكة)



board

سبورة



table

منضدة



sharpener

براية

Unit (2) In my classroom



Write



pen



pencil



eraser

pen

pencil

eraser



table



board



sharpener

table

board

sharpener

This is a pencil (SB P. 22)

This is a pen.



This is an eraser.

Articles



a

an

أداة نكرة توضع قبل الاسم المفرد الذي يعد ويبدأ بحرف ساكن:

a book - a car - a fan - a dog - a girl



أداة نكرة توضع قبل الاسم المفرد الذي يعد ويبدأ بحرف متحرك:

an ant - an ice cream - an egg - an ox - an umbrella



الحروف المتحركة



Unit (2) In my classroom

Activities

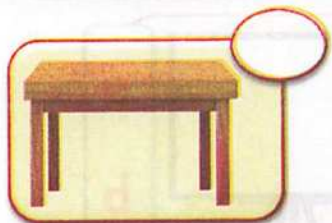


1 Match:



1) eraser

2) sharpener



3) table

4) pencil



2 Look at the picture(s) then tick (✓):



a) pen

b) pencil



a) table

b) board



a) eraser

b) table



a) sharpener

b) pen

Unit (2) In my classroom



3


Look at the pictures and circle the first letter:

1



s
e

2




s
c

3



p
d

4



p
b



4

Look at the picture(s) then tick (✓):

1



a) This is a pen.

b) This is a pencil.

2



a) This is an eraser.

b) This is a board.

3



a) This is a table.

b) This is a sharpener.

Numbers

1

one

واحد

2

two

اثنان

3

three

ثلاثة

4

four

أربعة

5

five

خمسة

6

six

ستة

7

seven

سبعة

8

eight

ثمانية

9

nine

تسعة

10

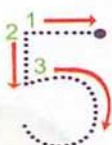
ten

عشرة

Who am I?



Write



one

two

three

four

five

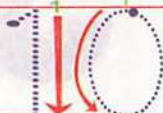
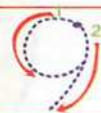
one

two

three

four

five



six

seven

eight

nine

ten

six

seven

eight

nine

ten

Language Focus

⇒ To ask about numbers we use:

How many + a plural noun + are there?

↪ **How many sharpeners** are there?

⇒ For answer we use:

1 There is + a singular noun.

↪ There is **one** sharpener.

↪ There is **one** eraser.

2 There are + a plural noun.

↪ There are **four** sharpeners.

↪ There are **four** pens.

Practice



Look and circle:

1) There (is / are) one pen.



2) There (is / are) four tables.



3) There (is / are) three pencils.



Who am I?

Activities



Match:

1) one

2) two

3) three

4) four

5) five

4

5


1

2

3



Count and write the number:



.....

.....

.....

.....

Unit (2) In my classroom



Look at the picture(s) then tick (✓):



a) There is one eraser.

b) There are four erasers.



a) There is one table.

b) There are two tables.




a) There are ten pens.

b) There are four pens.



a) There are two sharpeners.

b) There are five sharpeners.



a) There are two pencils.

b) There is one pencil.

Who am I?


Part (3) P. (25 - 27)

Shapes




triangle

مثلث




square

مربع



rectangle

مستطيل



circle

دائرة



Write




triangle square rectangle

triangle square rectangle

Study the following


A square has four equal sides.



↪ The eraser is a square.




A rectangle has two short sides and two long sides.



↪ The board is a rectangle.



A triangle has three sides.



↪ The eraser is a triangle.



A circle is round.



↪ The sharpener is a circle.



↪ The table is a circle.




Who am I?

Activities



1 Match:




1) triangle



2) square



3) rectangle



4) circle



2

Look at the picture(s) then tick (✓):



1

a) A square has four equal sides.


b) A circle is round.



2

a) A triangle has three sides.

b) A square has four equal sides.



3

a) The sharpener is a circle.

b) The eraser is a triangle.



4

a) The table is a circle.

b) The eraser is a square.


Unit (2) In my classroom



3

Look and circle the first letter:

1



t

s

2



c

s

3



r

t


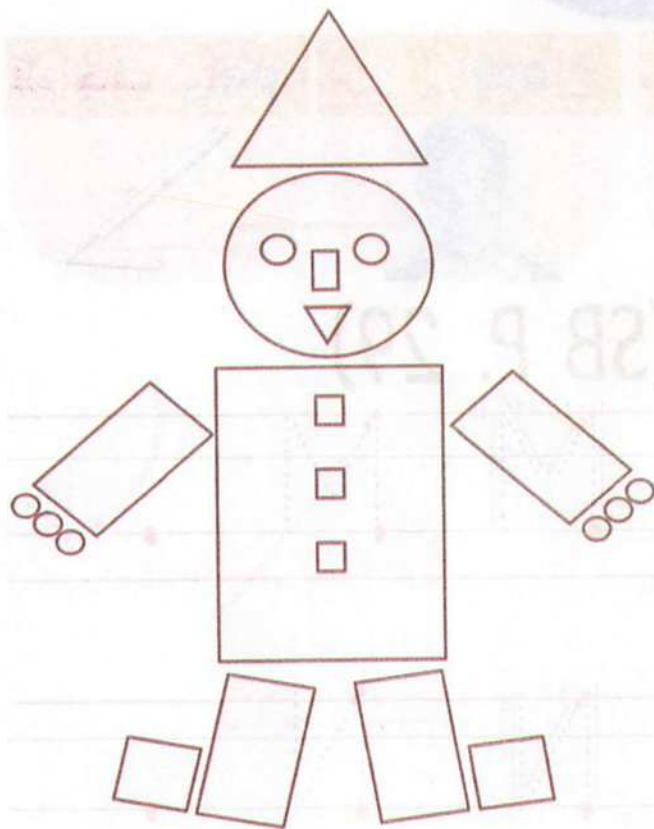
4



s

c

Count, color and say:



Unit (2) In my classroom

Part (4) (P. 28 - 29)

Phonics

mM

mouth

فم



classroom

حجرة الفصل



Maha

مها



nN

nose

أنف



nurse

ممرضة



Nour

نور

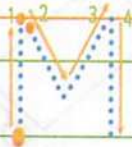
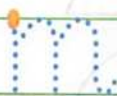
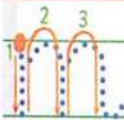


pen

قلم جاف



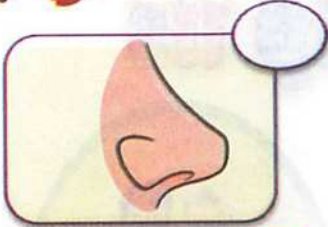
Trace and copy: (SB P. 29)



Activities



Match:



1) classroom




2) mouth

3) nose



4) nurse



Listen and circle the letter (m):



mouth



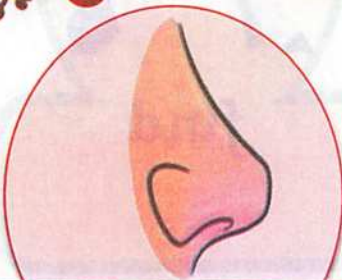
classroom



Maha



Listen and circle the letter (n):



nose



nurse



pen

Who am I?

Part (5) (P. 30 - 31)

People who help us



teacher

معلم / معلمة



librarian

أمين مكتبة



friend

صديق



help

يساعد



write

يكتب



find

يجد



Write



teacher librarian friend

teacher librarian friend



help



write



find

help

write

find

Who am I?

Study the following (Activity Book P. 30)

My teacher helps me write.



A librarian helps me find books.



A nurse helps me feel better.



I help my friend.



Activities

Match:



1) teacher



2) librarian



3) nurse



4) friend

Unit (2) In my classroom



Match:

(Activity Book P. 28)



helps me



Look and circle the first letter:



Who am I?

Part (6) (P. 32 - 37)



car

سيارة



mouse

فأر



pencil case

مقلمة



Dina gets ready for school!

1

Dina : Adam, can you help me get ready for school tomorrow?

Adam : Yes, of course!



Unit (2) In my classroom

2

Dina

I want an eraser, a sharpener, some pens and some pencils.

Adam

Which eraser do you want?

Dina

The yellow eraser. It's a triangle.



3

Adam

Which sharpener do you want?

Dina

The green, square sharpener.



4

Adam

: Which pencils do you want?

Dina

: I want two yellow pencils, please.



Who am I?

5

Adam

: Which pens do you want?

Dina

: I want one pen – my blue pen.



6

Adam

: I can't see your blue pen.



Can you help? Can you see Dina's blue pen?

7

Dina

: Look!

Adam

: Here it is!

Dina

: Thank you, Adam!
Thank you, Busy Bee!



Unit (2) In my classroom

Activities



Match:



1) pencil case



2) mouse



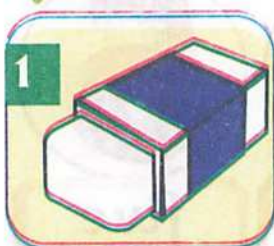
3) car



4) sharpener




Look at the picture(s) then tick (✓):



a) I want an eraser.

b) I want a sharpener.



a) A square sharpener.

b) A round sharpener.



a) I want the yellow pen.

b) I want the blue pen.



a) I want the yellow pencil.

b) I want the blue pencil.

Review Based On Unit (2)

Vocabulary



pencil



pen



eraser



board




chair




table



triangle



square



rectangle



circle



one



two



three



four



five



six



seven



eight



nine



ten



help




teacher



librarian



nurse



sharpener

Review Based On Unit (2)

Phonics

m/M



mouth

فم



Maha

مها



classroom

حجرة الفصل

n/N



nose

أنف



nurse

ممرضة



pen

قلم جاف



Nour

نور

Language Focus

This is a pen.

There is **one** eraser.

There are **two** tables.

General Activities On Unit (2)

General Activities On Unit (2)


1 Match:




1) pen



2) circle



3) teacher

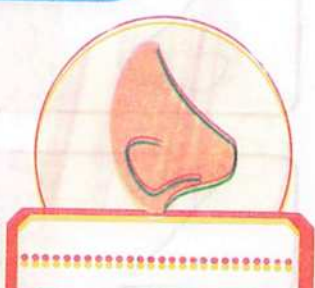



4) mouth

2

Look and write:

(square – ten – nose – mouth)



3

Find and circle:

1) board



2) librarian



3) nurse



4) pencil




The balloon



This is my balloon.
It's red.



It's a circle.



Oh no!



It's yellow! I like
yellow.


The balloon

Activities



1


Match:




1) yellow



2) red



3) balloon



4) circle



2

Look at the picture(s) then tick (✓):



a) This is my balloon.

b) This is my pen.




a) It's yellow.

b) It's red.



a) I like yellow.

b) I like green.



a) It's a circle.

b) It's a triangle.

The world around me



Unit 3

Our animals



Scope and Sequence:

المحتوى والتسلسل

Vocabulary	المفردات اللغوية	rabbit, camel, cat, fish, frog, horse, sheep; land, water; baby child, teenager, adult; living, non-living; eat, grow, breathe
Language	اللغة	My favourite animal is the (eat). (Camels) live on land. Living things (eat). Non-living things don't (eat).
Phonics	الصوتيات	p/P : pen, panda, playground, Pyramids r/R : red, rabbit, sharpener, Reem, playground
Life Skills	المهارات الحياتية	- Collaboration: Critical thinking: Differentiate between similarities and differences
Values	القيم	- Caring for animals. - Curiosity.
Issues and challenges	القضايا والتحديات	Environmental responsibility
Integrated cross curriculum topics	التكامل عبر موضوعات المنهج	- Science: Stages of life; frogs - Art: Make a collage - Geography: Land and water

The world Around me

Part (1) P. (40 - 41)



rabbit

أرنب



cat

قطّة



sheep

خروف



horse

حصان



camel

جمل



frog


ضفدع



fish

سمكة

Look and number



Unit (3) Our animals



Write



rabbit

cat

sheep

horse

rabbit

cat

sheep

horse



camel

frog

fish

camel

frog

fish

The world Around me

Activities



Match:



1) rabbit

2) cat



3) sheep

4) horse



Look and circle:



Unit (3) Our animals



3 Look at the picture(s) then tick (✓):



1

a) camel

b) horse



2

a) cat

b) frog



3

a) fish

b) sheep




4

a) rabbit

b) sheep

Trace, color and say



rabbit



cat




sheep




horse



camel



frog



fish


The world Around me

Part (2) P. (42 - 43)



land

أرض



water

ماء



live

يعيش



Write



land



water



live

land

water

live

Unit (3) Our animals

Study the following (SB P. 42)




Camels live on land.



Fish live in water.

live in water

fish



frog



live on land

rabbit



sheep



horse



camel




cat



The world Around me

Activities

Match:



Look at the picture(s) then tick (✓):



a) Camels live on land.

b) Rabbits live on land.



a) Fish live in water.

b) Fish live on land.



a) Cats live on land.

b) Frogs live in water.

Unit (3) Our animals

Part (3) P. (44 - 47)



living

حي



eat

يأكل



breathe

يتنفس



grow

ينمو



Write



living

eat

breathe

grow

living











eat

breathe

grow

The world Around me

Study the following (SB P. 44 / 45)

Living things	Non-living things
	
	
	
	
	

Living things	Non-living things
eat 	don't eat 
grow 	don't grow 
breathe 	don't breathe 

Unit (3) Our animals

Study the following (SB P. 46)

What's your favourite animal?



My favourite animal is the panda.

This is Mango! (SB P. 47)

1



Mango is my cat.

2



She eats.

3



She grows.

4




I love Mango!


The world Around me

Activities

1 Match:



living



Non-living



2 Match:

1) eat



2) grow



3) breathe

3 Look at the picture(s) then tick (✓):



a) My favourite animal is the cat.

b) My favourite animal is the panda.



a) Living things grow.

b) Living things don't grow.

Unit (3) Our animals

Part (4) P. (48 - 49) Phonics

pP

pen قلم جاف



panda باندا



Pyramids

أهرامات



playground ملعب



pan مقلاة (طاسة)



Peter بيتر



red أحمر



rabbit أرنب



Reem ريم



rR

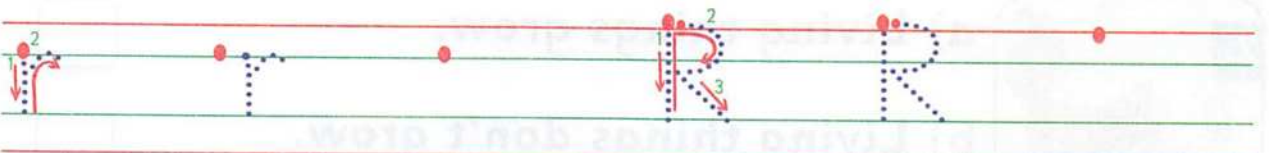
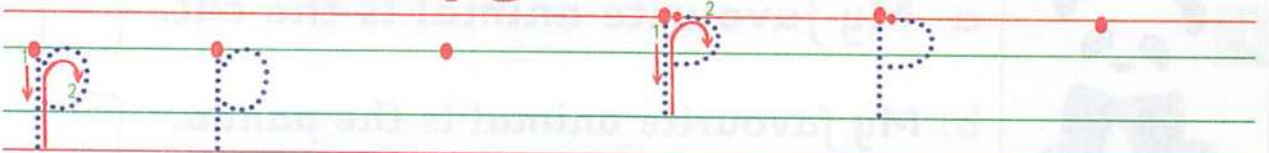
sharpener برآية



run يجري



Trace and copy (SB P. 49)



The world Around me

Activities



Match:




1) pen

2) red



3) panda

4) rabbit



Look at the picture(s) then tick (✓):



a) pyramids

b) sharpener



a) playground

b) rabbit




a) pan

b) panda

Unit (3) Our animals



3 Listen and circle the letter (P):



pen



panda



Pyramids



4 Listen and circle the letter (r):



run



rabbit



sharpener



5 Listen, look and complete with (p - r):



_ed



_anad



_abbit



_un



_yramids



_eem



_en



_an

The world Around me

Part (5) P. (50 - 51)



baby

طفل رضيع



child

طفل



teenager

مراهق



adult

بالغ



Write



baby child teenager adult

baby child teenager adult

Unit (3) Our animals

Look, listen and point: (SB P. 51)



Activities



Match:



1) baby

2) child

3) teenager

4) adult



The world Around me



Look at the picture(s) then tick (✓):



a) adult frog

b) baby frog



a) baby

b) child




a) teenager

b) adult




Find and circle:


1) eggs



2) child



3) adult



Unit (3) Our animals

Part (6) P. (52 - 57)



A baby frog!

1

Dina : What is this?

Adam : Is it a fish? Let's ask Mommy.



2

Adam : : Mommy, what is this?

Mommy : : This is a baby frog.



3

Mommy : The baby frog is a living thing.

Dina : Does it grow?



The world Around me

4

Mommy : : Yes, it grows to an **adult frog**.



5

Dina : How can we help the **baby frog**?



What do frogs need?



6

Adam : **Frogs need water. They need food.**

Dina : There is water. There is food.

Mommy : Yes, the **frogs** are growing.




Unit (3) Our animals

Activities



Match:



1) frog

2) adult

3) water

4) land



2 Look at the picture(s) then tick (✓):



a) It's a frog.

b) It's a panda.



a) It lives on land.

b) It lives in water.



a) There is water.

b) There is food.

Review Based On Unit (3)

Vocabulary



rabbit



camel



frog



horse



cat



fish



sheep



water



land



baby



child



teenager



adult



eat



grow



breathe



living



non-living

Review Based On Unit (3)

Phonics

p/P



r/R



Language Focus

What's your favourite animal?



My favourite animal is the panda.

General Activities Based On Unit (3)

General Activities On Unit (3)

1 Match:



1) camel



2) baby




3) pyramids



4) water

2 Look and write:

(panda - rabbit - fish - eat)



3 Find and circle:

1) red



2) playground



3) horse



4) breathe



Unit 4 Our world




Scope and Sequence: المحتوى والتسلسل

Vocabulary	المفردات اللغوية	salad, tomato, cucumber, lettuce, carrot, corn; cloud, rain, puddle, sea, river; gray, black, white; summer, winter
Language	اللغة	<p>It's good / bad for you.</p> <p>Let's wash our (hands).</p> <p>I like / don't like (rain).</p>
Phonics	الصوتيات	<p>d / D : daddy, duck, hand, salad, Dina</p> <p>s / S : sister, sun, salad, Seleem</p>
Life Skills	المهارات الحياتية	Self-management
Values	القيم	Independence Curiosity
Issues and challenges	القضايا و التحديات	Environmental responsibility Preventative health
Integrated cross-curriculum topics	التكامل عبر موضوعات المنهج	<p>- Science: Healthy food; Is it water?</p> <p>- Art: Make a food wheel</p>

Unit (4) Our world

Part (1) P. (58 - 59)




carrot

جزر



tomato

طماطم



cucumber

خيار



lettuce

خس



corn

ذرة



salad

سلطة

The world around me



Write



carrot

tomato

cucumber

carrot

tomato

cucumber



lettuce

corn

salad

lettuce


corn

salad

Unit (4) Our world

Activities

1 Match:



1) carrot



2) tomato



3) cucumber



4) lettuce

2 Look at the picture(s) then tick (✓):

1



a) corn

2



a) salad

b) salad

b) carrot

3



a) tomato

4



a) carrot


b) cucumber

b) lettuce

The world around me



3 Look and circle the first letter:



4 Find and circle:

1) corn



2) salad



3) cucumber



Healthy or unhealthy?



healthy

صحي



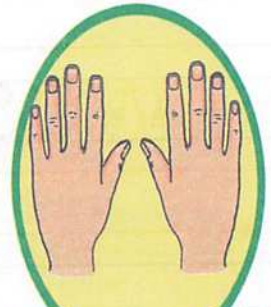
unhealthy

غير صحي



wash

يغسل



hands

أيدي



Write



healthy



unhealthy

healthy

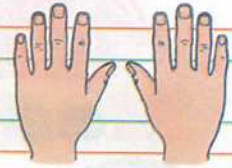
unhealthy

The world around me

wash



hands



wash

hands

Study the following:

Healthy food *(It's good for you.)*



cucumber



tomato



water

Unhealthy food *(It's bad for you.)*



sweets




cans



chocolate

Let's wash our hands



The world around me

Activities




1) Match:



1) healthy



2) unhealthy



2) Match: "Let's wash our hands"



1) before



2) after




3) Find and circle:

1) wash




2) hand



3) healthy



4) unhealthy



Unit (4) Our world

Part (3) P. (62 - 65)



cloud

سحابة



rain

مطر



puddle

بركة ماء



sea

بحر



Write



cloud

rain

puddle

sea

cloud

rain

puddle

sea

The world around me

Study the following:



The **sun** and **rain** are good for **corn**.



Sorting:

Colors



Animals



Food



Syllables:



One Syllable

frog
duck
fish

Two Syllables

river
bottle
water

Activities



1 Match:



1) cloud



2) rain



3) puddle



4) sea



2 Match:



1) Living



2) Non-living



The world around me



3

Find and circle:

1) food



2) animals



3) colors



A

Look and circle the first letter:

1



d

c


2



r

n

3



s

c

4



p

b

Unit (4) Our world

Part (4) P. (66 - 67)

Phonics

daddy

أب



duck

بطة



hand

يد



dD

dog

كلب



Dina

دينا



sister

أخت



sun

شمس



salad

سلطة



sS

sad

حزين



Seleem

سليم



Trace and copy: (SB P. 67)



The world around me

Activities



1 Match:



1) duck



2) sun



3) dog



4) sister



2 Listen and circle the letter (d):



3 Listen and circle the letter (s):



Unit (4) Our world



4 Listen, look and complete with (d - s):



han_



_alad



_un



_og



5 Look and write:

(dog - salad - sun - duck)



Color



The world around me

Part (5) P. (68 - 69)

What color is it?



orange

برتقالی



blue

أزرق



red

أحمر



yellow

أصفر



green

أخضر



gray

رمادي



black

أسود



brown

بنی



white

أبيض



summer

صيف



winter

شتاء

Unit (4) Our world




Write



orange blue red yellow

orange blue red yellow



green gray black brown

green gray black brown

The world around me



white

summer

winter

white

summer

winter

Study the following:



It's a **duck**.



What **color** is it?



It's **brown**.



It's **summer**.
I **like** summer.



It's **winter**.
I **like** winter.



Activities

1 Match:



1) orange



2) black



3) winter



4) summer

2 Look at the picture(s) then tick (✓):



a) gray



a) white

b) brown

b) green



a) blue



a) summer

b) red

b) winter

The world around me



3 Look at the picture(s) then tick (✓):



a) I like summer.

b) I like winter.



a) It's black.

b) It's brown.




a) It's red.

b) It's yellow.



4 Listen, look and color:

1 2 3 4 5 6 7 8 9



Unit (4) Our world

Part (6) P. (70 - 75)



watermelon

بطيخ



carrot

جزرة



tomatoes

طماطم



storytime



Let's help (SB P. 70 / 73)

1

Dina : Let's help Mommy and Daddy.
Adam : Yes!



2

Mommy : We have corn, carrots and lettuce.
Daddy : We need two tomatoes and one cucumber.
Adam and Dina : Ok!



The world around me

3

Adam : Two red tomatoes.

Dina : I like tomatoes.



4

Dina : One green cucumber.

Adam : I like tomatoes and cucumbers.



5

Mommy : Adam, Dina, let's eat!

Adam and Dina : Mmm, salad!

Daddy : Adam, Dina, no!



What do Adam and Dina need to do?



6

Dina : Let's wash our hands.

Adam : Yes, let's wash our hands before we eat.



Unit (4) Our world

Activities



Match:



1) corn



2) cucumbers

3) carrots



4) tomatoes



2

Look at the picture(s) then tick (✓):



a) We have corn.

b) We have carrots.



a) I like tomatoes.

b) I like cucumbers.



a) Let's eat.

b) Let's play.



a) One green cucumber.

b) Two red tomatoes.

Review Based On Unit (4)

Vocabulary



salad



tomato



cucumber



lettuce



carrot



corn



cloud



rain



puddle



sea



winter



summer



orange



red



green



black



white



blue



yellow



gray



brown



food

Review Based On Unit (4)

Phonics

dD



daddy

أب



duck

بطة



hand

يد



salad

سلطة



Dina

دينا

sS



sister

أخت



sun

شمس



salad

سلطة



Seleem

سليم

Language Focus



It's **good** for you.



It's **bad** for you.



It's **winter**
I like **winter**.



Who am I?

General Activities On Unit (4)

1 Match:



1) rain



2) summer



3) cloud



4) cucumber

2 Look and write:

(duck – salad – sea – gray)




3 Find and circle:


1) hand



2) corn



3) lettuce



4) puddle



1



➡ Rain is good for carrots.

2



Who am I?

3



4



↪ A carrot, a duck and a puddle.
↪ Rain is good.

Activities



Match:



1) carrot



2) rain

3) duck



4) puddle



2

Look at the picture(s) then tick (✓):



a) I like carrots.

b) I don't like carrots.



a) Rain is good for carrots.

b) Rain is good for tomatoes.



a) I like rain.

b) I don't like rain.

The Boys and the Frogs



By Nicola Gardner

Illustrated by: Iole Rosa

The Story

The characters



Seleem



Mazen



Frogs

The Boys and the Frogs (P. 77 - 78)

Vocabulary:



play

يلعب



pond

بركة ماء



water

ماء



flowers

زهور

The Story

(P. 77)



This is Seleem. This is Mazen.

هذا سليم. هذا مازن.

(P. 77)



Let's play!

هيا بنا نلعب!

(P. 78)



Look! It's a pond!

انظر! إنها بركة مياه.

(P. 78)



I can see water. I can see flowers.

استطيع أن أرى ماء. استطيع أن أرى زهورًا.

The Story

Practice



Match:



1) play



2) pond



3) water



4) flowers



2

Look at the picture(s) then tick (✓):



a) This is Seleem.

b) This is Mazen.



a) It's a pond.

b) It's a park.



a) I can see water.

b) I can see flowers.

The Story



3

Look at the pictures and complete with:

(flowers - pond - water - play)



Let's



It's a



I can see



I can see

The Story

The Boys and the Frogs (P. 79 / 80)

Vocabulary:



happy

سعيد



frogs

ضفادع



like

يحب



sad

حزين



fun

ممتع

The Story

The Boys and the Frogs (P. 79 - 80)



We are **happy** frogs.

نحن ضفادع سعيدة.



We like our pond.

نحن نحب بركة ماننا.



This is **fun**!

هذا ممتع!



We are **sad** frogs.

نحن ضفادع حزينة.

The Story

Practice



Match:



1) happy

2) frogs

3) sad

4) like



2

Look at the picture(s) then tick (✓):



a) We are sad frogs.

b) We are happy frogs.



a) The frogs like the pond.

b) The frogs like the park.



a) This is fun.

b) These are frogs.

The Story

The Boys and the Frogs (P. 81 - 83)

Vocabulary:



game
لعبة



stop
يتوقف



friend
صديق



hurt
يؤذى



We like this game!

نحن نحب هذه اللعبة.



Stop!

توقف!

The Story



My friend is hurt!

أصيب صديقي.



Sorry, frogs!

أسف ، أيتها الضفادع.



We are friends.

نحن أصدقاء.

The Story

Practice



1

Match:



1) Stop



2) hurt



3) friends



4) game



2

Look at the picture(s) then tick (✓):



a) Stop!

b) We like this game.



a) The frog is hurt.

b) Sorry, frogs.



a) Sorry, frogs.

b) Stop!

The Story



3

Look at the pictures and complete with:

(friends - frogs - hurt - like)



We this game.



My friend is



Sorry



We are

The Story

Extra Activity



Look and write:

(frog - pond - boy)



1)

2)

3)



Look and write:

(hurt - happy - water)



1)

2)

3)

The Story



3 Match:

1) Let's play.



2) I can see flowers.

3) It's a pond.



4 Find and circle:

1) I can see water.



2) We are happy frogs.




3) We are sad frogs.





Final Revision



Al-Baher

Final Revision

Part (1)



1 Match:



1) hair

2) mouth

3) daddy

4) green



2 Match:



1) classroom

2) pen

3) eraser

4) triangle



Final Revision



3 Match:



1) pyramids


2) sheep

3) adult

4) horse



4 Match:



1) duck

2) sister

3) cucumber

4) puddle



Final Revision

Part (2)



Look at the picture(s) then tick (✓):



a) brother

b) sister



a) yellow

b) blue



a) hand

a) hair



a) mouth

a) ears



2 Look at the picture(s) then tick (✓):



a) pen

b) pencil



a) ten

b) four



a) circle

b) square



a) teacher

b) nurse

Final Revision



3 Look at the picture(s) then tick (✓):




a) camel

b) rabbit



a) water

b) land



a) living

b) non-living



a) eat

b) breathe



4 Look at the picture(s) then tick (✓):



a) lettuce

b) corn



a) healthy

b) unhealthy



a) teacher

b) librarian



a) baby

b) child

Final Revision


Part (3)



1 Look and circle the first letter:

1  b
d

2  h
l

3  m
e

4  d
m




2 Look and circle the first letter:

1  t
n

2  p
n

3  s
c

4  d
r


Final Revision



3 Look and circle the first letter:



4 Look and circle the first letter:



Final Revision

Part (4)



Find and circle:

1) eyes



2) mommy



3) foot



4) orange



Find and circle:


1) 8



2) librarian



3) board



4) pen



Final Revision




3 Find and circle:


1) frog



2) non-living



3) sharpener



4) red



4 Find and circle:

1) tomato



2) white



3) salad



4) sun



Final Revision

Part (5)



1 Listen and circle the letter (h):



hair



hand



Hello



2 Listen and circle the letter (b):



bee



brown



blue



3 Listen and circle the letter (m):



Maha



mouth



classroom




4 Listen and circle the letter (n):



pen



nurse



nose

Final Revision



5 Listen and circle the letter (**p**):



panda



pen



pyramids



6 Listen and circle the letter (**r**):



playground



rabbit



Reem



7 Listen and circle the letter (**d**):



salad



Dina



duck



8 Listen and circle the letter (**s**):



Seleem



salad



sister

Final Revision

Part (6)



1 Look and write the first letter (h - b):



.....



.....



.....



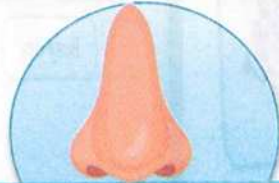
.....




2 Look and write the first letter (m - n):



.....



.....



.....



3 Look and write the first letter (p - r):



.....



.....



.....



.....



4 Look and write the first letter (d - s):



.....



.....



.....



.....

Workbook Answers

Hello!

Reading

Look, read and match


I'm Busy Bee.

I'm Dina.

I'm Adam.



Trace, color and say



Busy Bee



Dina



Adam

Vocabulary

Language use

Look, act and say



Look, say and trace

Hello!

Bye!

Listen and point. Then trace

a b c d e f g h i j
k l m n o p q r s
t u v w x y z

Handwriting

Workbook Answers

Unit 1

This is me!

Speaking

Look, find and say



Adam / brother



Dina / sister



Mommy



Daddy



Trace, choose and color

1 Mommy 2 Daddy 3 brother 4 sister



Vocabulary

Writing

Draw and write



I'm Ali



This is my
mommy

Trace and match

eye

nose

mouth

ear

hair



Vocabulary

Workbook Answers

Trace and write

Connect with Math

111



111

222



222

Look, trace and write 1 or 2



2 eyes

1 mouth

1 nose

2 ears

Choose, say and play

Speaking

Touch your arm.



arm



leg



hand



foot



Read, trace and color

Reading

I have brown eyes.



I have green eyes.




I have blue eyes.



Look and match

Say



Language: I see with my eyes!

Workbook Answers

bB hH

Learn sounds with Busy Bee!

Phonics



1 Circle b in blue and h in green. Say



2 Listen and trace. Then say

1 bag 	2 bee 
3 hand 	4 hair 

b h

Writing



Learn to write with Busy Bee!

1 Trace, copy and say

1  bag bag bag
2  Bye! Bye! Bye!
3  hand hand hand
4  Hello! Hello! Hello!

What color is it?

Connect with Art











1 Look, read and color



Reading and listening



1 Read and color. Then listen and choose


1  	2  
blue <input type="checkbox"/> red <input type="checkbox"/>	green <input type="checkbox"/> orange <input type="checkbox"/>
3  	4  
red <input type="checkbox"/> yellow <input type="checkbox"/>	blue <input type="checkbox"/> green <input type="checkbox"/>

Workbook Answers

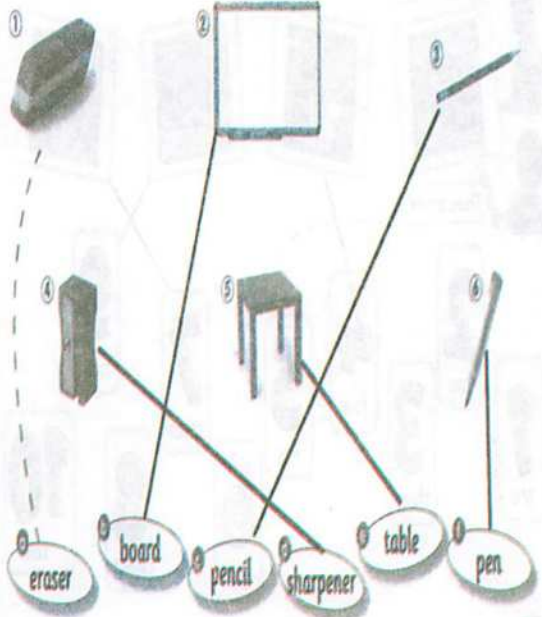
Unit 2 In my classroom

Vocabulary Unit 2

Find and color




Match and trace



Reading and writing Unit 2

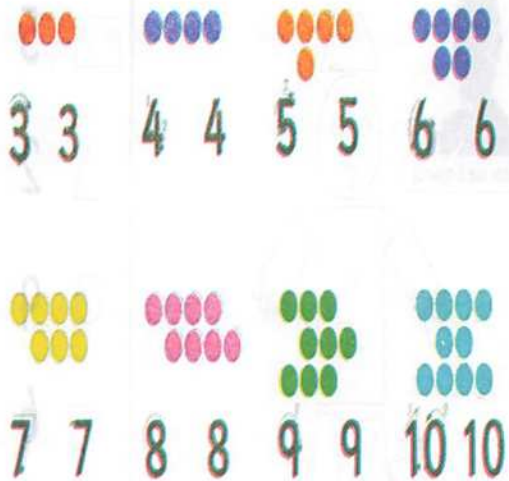
Read and trace. Then choose

- ① This is a **pen**. ② This is a **table**. ③ This is an **eraser**.



Connect with Math Unit 2

Trace and copy. Then count and color



Workbook Answers

21

Count, color and say

I can see 5 squares.

Language use: I can see 5 squares.

Connect with Math

2

6 □

9 ○

2 ▽

5 □

22

Ask and answer. Then match

How many pencils are there?

There are six.

Count to ten

Language use

2

one 1

two 2

three 3

four 4

five 5

six 6

seven 7

eight 8

ten 10

9

23

Read, find and number

Now say

Read, find and number

1 The sharpener is a circle.

2 The eraser is a triangle.

3 The table is a circle.

4 The eraser is a square.

5 There's a board. It's a rectangle.

Reading

2

24

Match and color

Match and color

Read and circle

1 A square has two / four, equal sides.

2 A rectangle has two / three short sides and two / three long sides.

3 A triangle has three / four sides.

4 A circle / square is round.

Connect with Math

2

Workbook Answers

m M n N

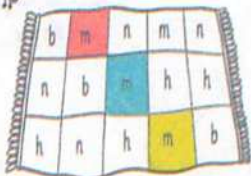
Learn sounds with Busy Bee!

Phonics **Unit 2**


Listen and trace. Then say



Find m and color



Find n and circle

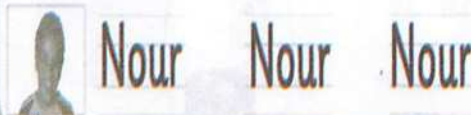


Phonics: the m and n sounds

Learn to write with Busy Bee!

Writing **Unit 2**

Trace, copy and say

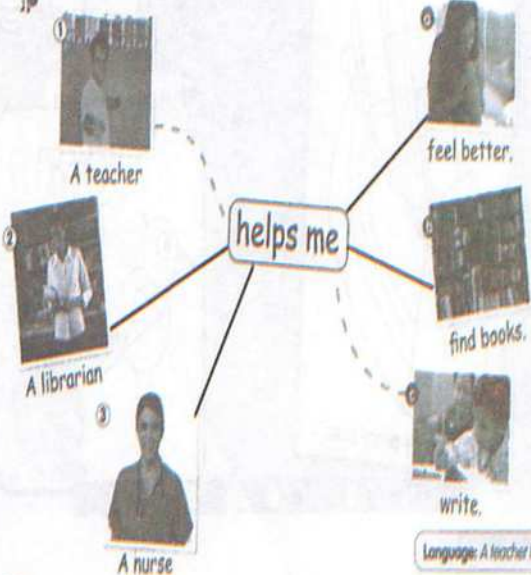


People who help us

Connect with Social Studies **Unit 2**

Values **Unit 2**

Look, match and say



Language: A teacher helps me write.

Look and put a (✓) or (✗)



Draw and say



Trace

I help my friend.

Workbook Answers

Comprehension

Story **Unit 2**



Listen and choose. Then draw and color.



eraser



pen



sharpener



Speaking **Unit 2**



Color the items. Then ask and answer.



Which sharpener do you want?



I want the green, round one.



My friend wants the green, round sharpener.



Language: Which sharpener do you want? I want the green, round one.

A shape picture

Project **Unit 2**



Listen and color.



Draw and share.



Project: It's a house. It's a red square and a blue triangle.

Show and tell

Unit review **Unit 2**



Look, color and say.



Think and color.

Unit 2



This is my pencil case.

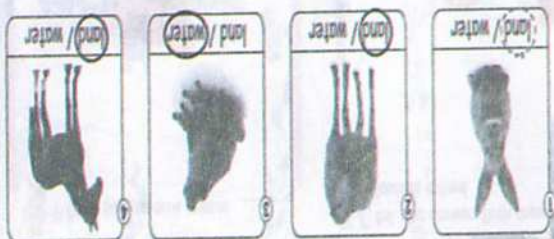
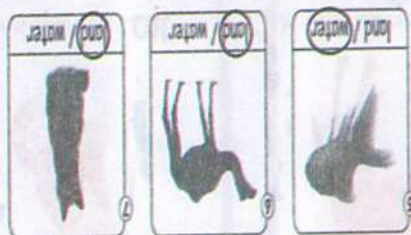


Color, cut and stick.

Unit 2



Language: Rabbits live on land.




Cards and say

Reading and speaking

3

in water

on land



Camels live

Read and choose. Then cut, color and stick

Where do camels live?

Reading

3

camel



frog



fish



rabbit



cat



sheep




horse



Trace, color and say

Vocabulary and writing

3



Look and number

Now color

Our animals

Vocabulary

3

Workbook Answers

Connect with Science

Unit 3

Read, trace and match

Living things grow.

Living things breathe.

Living things eat.



Connect with Science

Unit 3

Sort and write

eat don't eat grow don't grow don't breathe breathe

1 Living things

1 eat

2 grow

3 breathe

2 Non-living things

1 don't eat

2 don't grow

3 don't breathe

Language: Living things grow.

Speaking

Unit 3

Draw your favorite animal



My favorite animal is the cat.

Ask and answer. Then draw your friend's favorite animal



My friend's favorite animal is the camel.

Language: What's your favorite animal?
My favorite animal is the cat.

Looking after Mango

Values

Unit 3

Listen and choose



Read and trace

1 Mango eats. Mango doesn't eat.

2 Mango doesn't grow. Mango grows.

3 I look after Mango. I don't look after Mango.

I look after Mango.

Workbook Answers

pP rR Learn sounds with Busy Bee!

Phonics

1 Listen and trace. Then say



pan



run



Peter



Reem

2 Look and match



Phonics: the p and r sounds

Learn to write with Busy Bee!

Writing

Unit 3

1 Trace, copy and say



panda

panda

panda



Pyramids

Pyramids

Pyramids



run

run

run



Reem

Reem

Reem

Growing up

Connect with Science

1 Match and say



baby

child

teenager

adult

2 Read and complete

I'm a child

Connect with Science

Unit 3

1 Cut, order and stick



Go to page 83

On the farm

Project 3

1 Find and count. Then complete and say.

1 horse
2 rabbits
3 sheep
6 fish

Show and tell

Unit review 3

1 Draw and color, then say.

2 Think and color.

3 Color, cut and stick.

Unit 3


Unit 3

Unit 3

This is a horse. It's brown.

A baby frog!

Story 3



- 1 A frog is living non-living
- 2 Baby frogs don't grow grow
- 3 A baby frog needs food animals

What do frogs need?

Problem-solving 3

1 Look and put a / or x

2

3

4

We look after animals.

3 Trace and read.

Workbook Answers

Unit 4


Our world

Listening and speaking

Unit 4



Listen, find and number. Then say



Writing Unit 4



Trace, match and color

1 carrot

2 tomato

3 cucumber

4 lettuce

5 corn

salad



Vocabulary: carrot, corn, cucumber, lettuce, salad, tomato


Healthy or unhealthy

Language use

Unit 4



Cut, color and stick. Then point and say



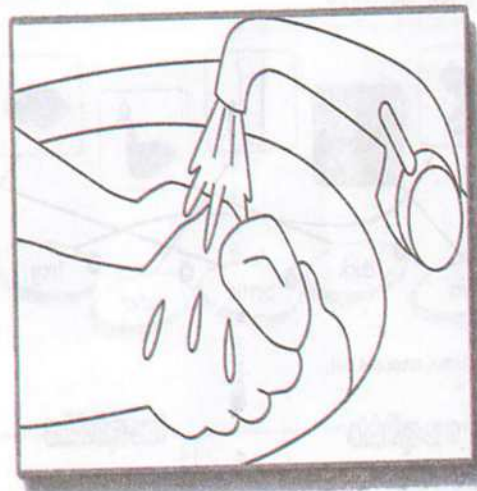
Vocabulary: it's healthy / unhealthy

Let's wash our hands!

Issues Unit 4



Color, think and say



Trace and read

I wash my hands.

Workbook Answers

Connect with Science

Sun and rain

Connect with Science

Unit 4

1 Read, match and say

1 sea 2 rain 3 cloud 4 puddle

1 Listen and trace

2 Draw and color

sun rain tomatoes

1 Read, match and say

1 river 2 duck 3 bottle 4 water 5 frog 6 fish

2 Listen, count and sort

one syllable

- 1 frog
- 2 fish
- 3 duck

two syllables

- 1 river
- 2 bottle
- 3 water

Issues: Environmental awareness

Sorting

Listening

Unit 4

1 Listen, draw and color

Animals

Colors

Food

Animals: frog, duck
Colors: red, blue
Food: tomato, cucumber

Workbook Answers

dD sS Learn sounds with Busy Bee!

Unit 4
Phonics

1 Listen and trace. Then say



2 Look and choose



d/s

d/s

d/s

D/s

d/s


d/s

Phonics: The d and s sounds

dD sS Learn to write with Busy Bee!

Unit 4
Writing

1 Listen and trace. Then say



Phonics: The d and s sounds

What color is it?

Unit 4
Writing and speaking

1 Trace and color. Then point, ask and answer



orange



blue



red



yellow



brown



white



black



gray



green

It's a carrot. What color is it?

It's orange.

Unit 4
Connect with Art

1 Trace and draw

It's summer.



It's winter.



Workbook Answers


Let's help

Unit 4
Story 4


1 Read, ✓ and color



We have corn, carrots and lettuce.



We need two tomatoes and one cucumber.

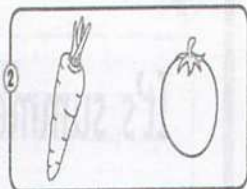



Unit 4
Story 4

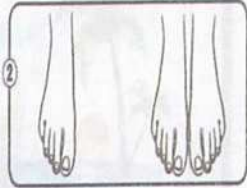

Look and number



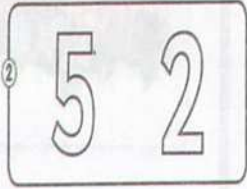

1 Listen and circle the first word



2 Listen and circle the last word



3 Listen and circle the repeated word



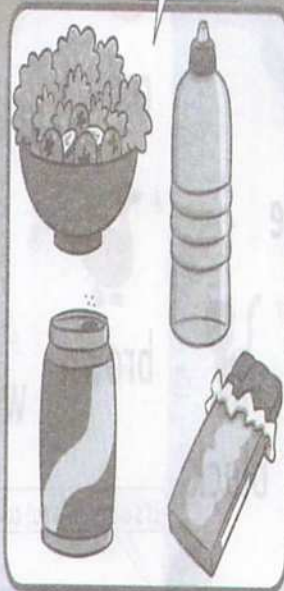
Show and tell

Unit 4
Listening 4

Unit review 4

1 Look and say

It's healthy / unhealthy.



2 Think and color



3 Color, cut and stick



Go to page 83



Workbook Answers

The Boys and the Frogs

Story

Look and write

frog boy



frog

boy

Listen and number

Now say

Let's play!



Story

Look and read

What makes you happy? Draw and say



We are happy frogs.







We are happy friends.

Review

Review Vocabulary

Listen and choose. Then say and play



Revision of vocabulary from units 1-4

Workbook Answers

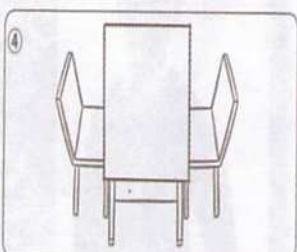
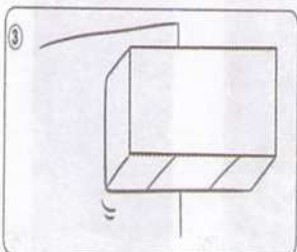
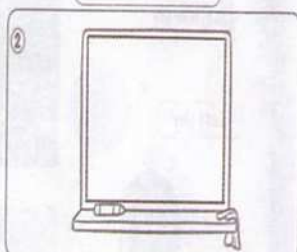
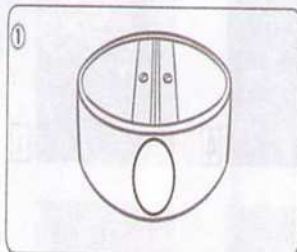


Trace and color. Then point and say

Vocabulary

Review

This is a sharpener
It's red. It's a circle.



Revision of vocabulary from units 1-4

Phonics

Review



Listen, trace and say. Then look and write

h b m n p r d s



Revision of sounds from units 1-4



Draw, color and say

Craft

Review

My classroom



Revision of language and vocabulary from units 1-4

80

Al-Baher

KG 1

Price
40 LE

Connect Plus



English
Connect Plus

English
Connect

اللغة العربية

Math
Discover

اكتشف

الرياضيات

ملحق
المراجعة النهائية
داخل الكتاب

يطلب من
01096131917

الباهر